


# The Trilliant Pyramid

## The “Crowning Glory” in Vastu Remediation




8-Set Pyramid


The Trilliant Pyramid is truly the “crowning glory” in Vastu home and office remediation. It offers the ultimate answer for the environmental repolarization of our highly Vastu-chaotic environment. Remember, over 50,000 large pyramids have been placed all over the earth since ancient times (some researchers estimate many more!) that often act to create depolarizing energetics (but they are easy to repolarize for those who know how). After years of research and hundreds of prototypes, welcome to the Trilliant Pyramid.

Each individual pyramid is handmade according to precise specifications. All corner welding is done by hand. The pyramid’s slope angle is 52 degrees, the same as the famous Pyramid of Giza. Each pyramid is composed of differing conducting metals types that are positioned in the same pyramid device. The pyramid base contains a highly conductive, high-iron metal; the upper rods and apex are multi-layered rods with copper as the exterior metal. Together, this creates a dielectric effect from the high-iron base rods anchored to the copper/metal upper rods. Each pyramid is like a mini-master piece.

The Trilliant Pyramid (used as sets) offers outstanding repolarization for your home and office environment. Regardless of “Vastu terrible” home features, every corner of your home can become a Vastu paradise! Now you can dead-stop all the depolarizing “sha chi” (i.e. “killing energy” vectors) in the average home that are generated by improperly placed doors, windows, arches, blocked furniture, mismatched furniture weights, kitchen counters against the wall, slanted roof angles, single stairway features, fireplaces in the wrong position, cut corners, etc. In addition, the Trilliant Pyramid provides the most beneficial inerton frequencies to date! For best effect, it is best to ground your house first. (Please ask for directions.)



2-Set Pyramid



4-Set Pyramid

## The Trilliant Pyramid is used as sets:

- 2-Set (2 pyramids in one stack); will remediate approximately one room or an area about 10 ft by 10 ft.
- 4-Set (4 pyramids in one stack); will remediate about 1,000 sq. ft.
- 8-Set (8 pyramids in one stack); will remediate about 2,500 sq. ft.
- Due to the bioenergetic properties of this pyramid, using a single pyramid or other sets with different amounts (such as 3 pyramids or 6 pyramids) is NOT recommended.

## Trilliant Pyramid Rules

1. Grounded building. One of the most important rules when using a Trilliant Pyramid Set (or T-Set) is to be sure that your home (or office building) is grounded. If you place a T-Set in an ungrounded building (or over a plastic surface in the building even if it is grounded), the T-Set will not perform its best. However, it is easy to ground any building – and it has many other benefits besides!
2. Wire coil. Whether you have a 2-pyramid T-Set, a 4-pyramid T-Set or an 8-pyramid T-Set, the base of one side of only the pyramid at the top of the stack should have a wire coil wound along its base. (See photos.) This coiled wire (on the upper pyramid of the stack) completely eliminates the need to keep your T-Set bathed in light during nighttime hours.
3. North alignment. Align one side of the T-Set (the side with the wire coil on the base) to the north.
4. One foot from wall. It is best to place the T-Set 12 inches or more from a wall.
5. Best Placement: Place the T-Set on a desk or table (at least 3 feet high). Avoid placing it on the floor.
6. Place on Natural Materials. The T-Set may be placed over natural materials such as wood, glass, cotton, etc. Avoid metal or plastic. For example, place your T-Set on a wooden table.
7. Best place to position a T-Set: near the center of your home or building; however, it may be placed in any room.
8. Two T-Sets. If you have more than one T-Set, place them in different rooms.
9. Food experiments. It is great to place food within the T-Set (but the food must not exceed 1/3 of the internal volume of the T-Set or its power will be dampened).
10. Water experiments. It's great to place water within the T-Set (but the water must not exceed 1/3 of the internal volume of the Set or its power will be dampened).
11. Outside. A T-Set may be placed over natural ground outside near where you are sitting or walking.
12. Avoid. Do not place a T-Set over electrical equipment such as a cable box or TV. Do not place magnets or batteries within a T-Set. Do not place a T-Set on a countertop that has drawers with magnets and batteries or electrical equipment. Do not place a T-set over electrical cords. Do not place a black obsidian pyramid inside a T-Set.

How to Ground your Home: It's easy! To ground your home, apply Dragonite (a 4-polarity, highly paramagnetic basalt mineral) and Black Gold Humate (our “thousand year old compost” powder) over natural ground along each side of your house near its foundation.

This helps to bioenergetically “ground” your house adequately to the earth. It allows the static charges that tend to build up (on all objects and people in the house) to then drain and cycle with the earth's energetics, creating a highly beneficial field inside the house (or apartment). For full instructions, see “How to Ground Your Home”. Let the tremendous forces of the earth start working for you!